



Review Article



Use of Plant Species in Controlling Environmental Pollution- A Review

S. Ramesh Kumar^{1*}, T. Arumugam², C.R. Anandakumar³, S. Balakrishnan⁴ and D.S. Rajavel⁵

^{1*}Assistant Professor, Department of Horticulture, Vanavarayar Institute of Agriculture, Manakkadavu, Pollachi, TNAU, Tamil Nadu, India.

^{2and4}Professor, Department of Horticulture, ³Professor, Department of Plant Breeding and Genetics,

⁵Professor, Department of Agricultural Entomology, Agricultural College and Research Institute, TNAU, Madurai, Tamil Nadu, India.

*Corresponding author E-mail: rameshamar06@gmail.com

ABSTRACT

Plants in urban areas play an essential role to cleanse the pollution in human environment. The paper describes the choice of eco-friendly plant species and their right placement in the urban environment to overcome the pollution problems.

Key words: Pollution, trees, shrubs, phytoremediation

INTRODUCTION

In modern times pollution has become the biggest menace for the survival of the biological species. There are various types of pollution e.g. air, water, soil, sound and mental pollution. Earth was a beautiful landscape but man has ruthlessly exploited for his greed specially, in the last century. With rapid industrialization and random urbanization environmental pollution has become a serious problem. Over exploitation of open spaces, ever-increasing number of automobiles and demographic pressure has further aggravated the problem. There are various ways and means to mitigate the urban environmental pollution. Plan-ting of trees and shrubs for abatement of pollution and improvement of environment is an effective way and well recognized throughout the world. Earlier, the purpose of planting trees in urban areas was purely aesthetic [1]. The incessant increase of urban environmental pollution has necessitated to reconsider the whole approach of urban landscaping and its orientation in order to achieve dual effect i.e. bio-aesthetics and mitigation of pollution. Proper planning and planting scheme depending upon the magnitude and type of pollution, selection of pollution- tolerant and dust scavenging trees and shrubs should be done for bioremediation of urban environmental pollution. Pollution, the major problem in cities, is compounded by the fact that there is no exhaust for the polluted air to escape. Landscape architects can solve the pollution problems related to urban landscape by creating a micro-climate [2].

Pollution

Pollution is defined as 'an undesirable change in physical, chemical and biological characteristics of air, water and land that may be harmful to living organisms, living conditions and cultural assets. The pollution control board defined pollution as unfavourable alteration of our surrounding, largely as a by-product of human activities. The pollution may be due to human activities or natural ecosystems [3]. Natural pollution contaminates the air by storms, forest fire, volcanoes and natural processes (methane from marshy lands). Nature by and large treats, recycles and makes good use of the pollutants and renders them less harmful, whereas man-made pollutants threaten the integrity of the nature.

Pollutants

The substances, which cause pollution, are called pollutants. Pollutant is defined as any substance that is released intentionally or inadvertently by man into the environment in such a concentration that may have adverse effect on environmental health [4]. Environment Protection Act, 1986 EPA, 1986) defines pollutant, as any solid, liquid or gaseous substance present in such a concentration as may be, or tend to be, injurious to environment.

Air Pollution

Air is necessary for the survival of all higher forms of life on earth. On an average, a person needs at least 30 lb of air every day to live, but only about 3 lb of water and 1.5 lb of food. A person can live about 5 weeks without food and about 5 days without water, but only 5 minutes without air. Naturally,

every one likes to breathe fresh, clean air. But the atmosphere, that invisible yet essential ocean of different gases called air, is as susceptible to pollution from human activities as are water and land environments [5]. According to the WHO report, about 10 to 15 % of the total population of India is suffering from common cold, bronchitis, asthma, hay fever etc. These diseases are no doubt airborne and spread the infection from several hundred kilometers under favourable atmospheric conditions. Dust and soot in the air contribute to between 20 and 200 deaths each day in America's biggest cities. Ill health from microscopic particulates with tiny specks smaller than the width of a human hair can lodge deep in the lungs and are associated with respiratory diseases, heart attacks and premature deaths. The new research indicates elderly people suffer the most harm. In the United States the Environmental Protection Agency (EPA) currently sets the maximum allowable concentration of microscopic particles at 150 $\mu\text{m}/\text{m}^3$ of air. The air is being continuously polluted in urban areas through heavy traffic, industry, domestic fuel combustion, stone quarries, coalmines and various agricultural activities from the adjoining areas. These particulates are no doubt dangerous to human health and environment causing various diseases to plants and animals, damage to properties including our cultural heritage, national monuments, archives etc. Dust concentration varies from place to place and hour to hour, diurnally depending upon traffic, type of industry etc. The highest dust concentration tends to be in summer, reaching maximum during mid-day and late-afternoon. In some large cities where wind and temperature fall more steadily, the concentration of dust also reduces accordingly.

Criteria air pollutants

The five primary criteria pollutants include the gases- sulfur dioxide (SO_2), nitrogen oxides (NO_x) and carbon monoxide (CO), solid or liquid particulates (smaller than 10 μm), and particulate lead.

EFFECTS OF DIFFERENT TYPES OF AIR POLLUTANTS

According to Agarwal [6], air pollution is broad term, which actually covers lots of different types of problems. They are, acid rain, domestic and industrial smoke, smog, greenhouse effect, particulates, radionuclides and ozone layer depletion.

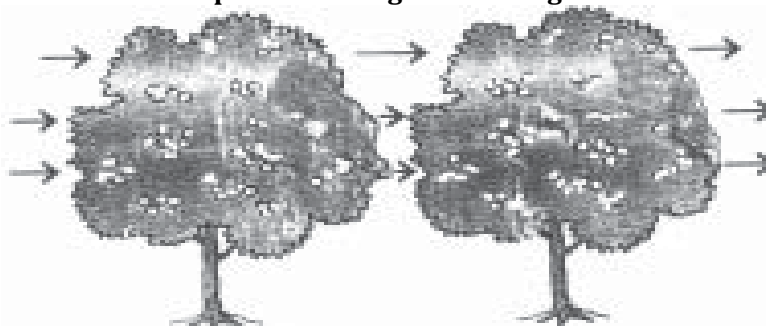
Plant species for pollution control

While selecting the species for pollution control the following are the important characteristics could be considered. Plants should be evergreen, large leaved, rough bark, indigenous, ecologically compatible, low water requirement, minimum care, high absorption of pollutants, resistant pollutants, agro-climatic suitability, height and spread, Canopy architecture, Growth rate and habit (straight undivided trunk), Aesthetic effect (foliage, conspicuous and attractive flower colour), Pollution tolerance and dust scavenging capacity.

Thick plantations - small filtering effects

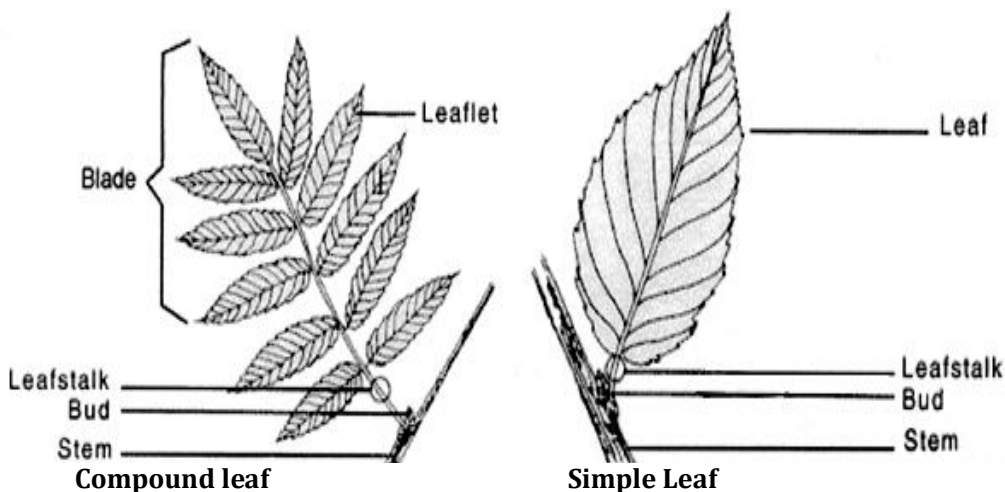


Loose plantations - good filtering effects

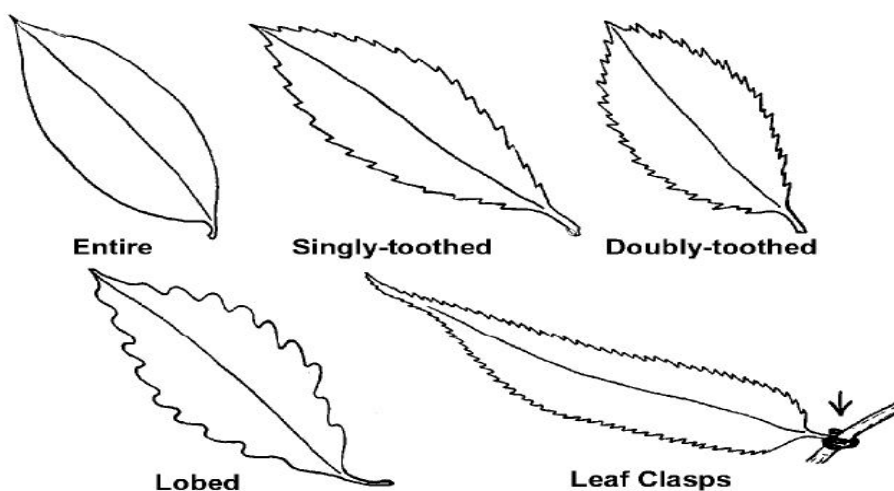


Morphological feature of plant leaves for dust capture efficiency

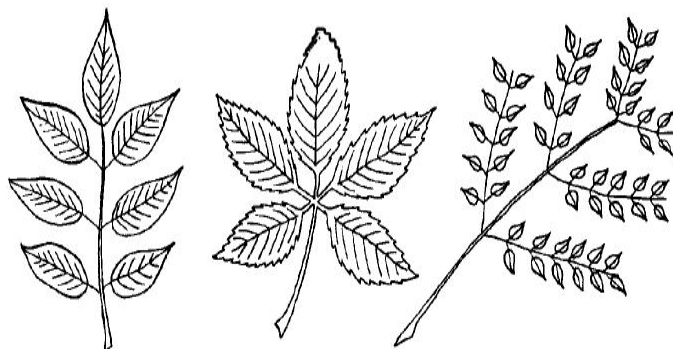
Different types of leaves tend to have differences in several aspects of their surfaces. Some types of leaves have greater surface rigidity or roughness than other leaves, which may affect their stickiness or particle solubility. Stickier leaves are better for collecting particles because more particles would stick to their surface. Therefore, certain plant leaves may be more useful for efficient dust capturing than other plants. The various morphological features are also major factors for dust capturing by leaves. The crown area of plants is depending upon the morphological features of the leaf [7]. The various types of Morphological features viz. shape, size and surface texture of leaf are discussed below: Leaves can be of many different shapes. Primarily, leaves are divided into simple – a single leaf blade with a bud at the base of the leaf stems; or compound leaf - a leaf with more than one blade. All blades are attached to a single leaf stem. Where the leaf stems attaches to the twig with an axial bud.



The lamina or leaf blade (the edge of a leaf) may be entire, singly-toothed, do toothed, or lobed.



SIMPLE LEAVES - MARGIN STRUCTURE



Pinnate Compound Palmate Compound Doubly-Compound

COMPOUND LEAVES

Compound leaves may be **palmate** - having the leaflets arranged round a single point like fingers on the palm of a hand; or **pinnate** - when the leaves are joined on the two sides of the stalk, like the vanes of a feather. The form of leaves is related with all their functions and their environment. In addition to photosynthesis, the leaf also carries out other exchanges with the atmosphere. It is through the leaf that the plant "breathes" (absorbs oxygen and releases carbon dioxide and generate energy) and transpires. Epidermic tissues in the leaf contain **stomata** - microscopic openings like valves which regulate opening or closing, permitting or preventing transpiration, through which the plant loses the major part of the water it absorbs so as to allow further absorption by the roots. In most plants the stomata are located on the underside of the leaves. Their function is regulated so that plants living in dry climates have a substantially smaller number of stomata than those in humid climates, where stomata are numerous and prominent. Where humidity is low the stomata may actually be recessed or partly protected by soft hairs which can prevent excessive transpiration.

Choice of eco-friendly plant species in urban environment to mitigate airborne particulate pollution

During tree plantation in an urban environment little or no attention has been paid to evaluate the effect of trees on filtering the particulate matter. New housing developments offer an opportunity to control atmospheric particulate pollution through tree plantations. Trees such as Tamarind (*Tamarindus indicus*) having smaller compound leaves are generally more efficient particle collectors than larger leaves. Particle deposition is heaviest at the leaf tip and along leaf margin. In the preliminary survey of dust fall on common roadside trees in Mumbai, carried out by Shetye and Chaphekar [8] reported that the shape of leaves of Mango (*Mangifera indica*), Ashoka (*Polyalthea longifolia*), Pongamia (*Derris indica*) and Umbrella (*Thespepsia populnea*) trees captured higher amounts of dust as compared to other neighboring plants. Dochinger [9], a plant pathologist of USDA Forest Service, Ohio, reported that the filtering effects of evergreen trees are better than the deciduous trees. In Singapore; it has been noted that a single row of trees planted with or without shrubs can reduce particulate matter by 25% and each hectare (2.471 acres) of plantation can produce enough oxygen to keep about 45 persons alive [1]. The value of trees in urban environment is now generally recognized not only aesthetically but also functionally in helping to make cities and towns agreeable places to live and work in. The first choice should be, therefore, to select easily propagated and readily available, medium growing, ecologically much suitable, pest and disease resistant tree species and also require less maintenance should be given top priority. Columnar and medium-sized trees are preferred. Ingold [10] reported that the leaves with complex shapes and large circumference area reported to be collected particles more efficiently. Many trees like Neem (*Azadirchta indica*), Silk cotton (*Bombax ceiba*), Indian laburnum (*Cassia fistula* and *C. siamea*), Gulmohar (*Delonix regia*), Pipal (*Ficus religiosa*), Jacaranda (*Jacaranda mimosifolia*), Indian lilac (*Lagerstroemia indica*), Temple or Pagoda tree (*Plumeria rubra* and *P. alba*), Java plum (*Syzygium cumini*) and several other roadside and street trees have found more suitable in urban environment [11-14]. If such trees are to be planted, their local ecological relationship with human environment has to be studied properly. It should be borne in mind that these trees may cause allergic disorders such as hay fever; asthma and toxemia due to airborne pollen grains, which can also contribute to atmospheric pollution significantly. Chakre [15] has suggested that the insect-pollinated trees with short flowering periods and also with less pollen productivity should be

selected. It is also recommended that wind-pollinated tree species those, flowering during rainy season can also be planted, as rains will wash out extra pollens. A tree should be relatively free of insects and diseases and there should not be dropping of messy fruits (*Muntingia calabura*, *Cerbera odolam*), seed pods (*Acacia auriculaeformis*), twigs and leaves (*Dyera costulata*). Trees with a tendency to drop large and heavy fruits (*Durio* spp.) and emit bad smell (*Sterculia foetida*) must be considered a serious drawback.

Table 1. Plant species (deciduous) arranged in the decreasing order of their air pollution tolerance index

<i>Plant species</i>	T	P	A	R	APTI
<i>Albizia lebbek</i>	8.00	6.3	18.00	53	32
<i>Cassia fistula</i>	6.89	6.2	16.00	72	28
<i>Zizyphus jujuba</i>	10.26	6.0	10.60	80	25
<i>Azadirachta indica</i>	7.50	6.3	10.21	77	22
<i>Ficus religiosa</i>	14.86	8.0	4.78	87	20
<i>Psidium guajava</i>	7.13	6.3	7.78	73	18
<i>Phyllanthus emblica</i>	10.00	6.0	4.27	75	14
<i>Tamaridus indica</i>	4.879	4.0	6.00	85	14
<i>Moringa olifera</i>	6.60	6.2	2.50	87	12
<i>Delaonix regia</i>	6.27	6.4	2.00	45	7
<i>Tectona grandis</i>	4.50	7.3	1.35	54	6
<i>Morus alba</i>	6.00	6.7	1.00	40	5

Source: Agarwal (2006)

T = total chlorophyll (mg g⁻¹ of dry weight); A= ascorbic acid (mg g⁻¹ of fresh weight); P= leaf extract pH; R= relative water content (%).

Table 2. Plant species (evergreen) arranged in decreasing order of their air pollution tolerant index

<i>Plant species</i>	T	P	A	R	APTI
<i>Pithecolobium dulce</i>	16.41	6.0	7.05	87	24
<i>Ficus benghalensis</i>	6.94	8.0	7.49	79	19
<i>Polyalthia longifolia</i>	5.78	6.2	8.68	80	18
<i>Terminalia arjuna</i>	4.86	6.1	7.98	75	16
<i>Leucana leucocephala</i>	12.50	5.8	5.80	86	19
<i>Eucalyptus citriodora</i>	4.25	5.0	4.49	80	12
<i>Acacia Arabica</i>	4.54	6.5	5.98	79	15
<i>Mangifera indica</i>	4.28	5.4	3.78	87	12
<i>Annona squamosa</i>	4.00	5.6	3.75	71	10
<i>Casuarina equisetifolia</i>	0.75	5.4	2.59	58	5

Source: Chakre (2006)

T = total chlorophyll (mg g⁻¹ of dry weight); A= ascorbic acid (mg g⁻¹ of fresh weight); P= leaf extract pH; R= relative water content (%).

Table 3. Plant species (shrubs) arranged in decreasing order of their air pollution tolerant index

<i>Plant species</i>	T	P	A	R	APTI
<i>Bougainvillea spectabilis</i>	11.70	6.1	12.39	74	30
<i>Calotropis gigantes</i>	13.00	6.4	9.00	94	27
<i>Poinsettia sp.</i>	17.10	6.0	7.00	80	24
<i>Ricinus communis</i>	17.20	6.2	5.00	93	21
<i>Citrus lemon</i>	6.68	6.0	6.25	74	15
<i>Lantana indica</i>	7.51	7.6	4.63	65	14
<i>Rosa indica</i>	4.50	5.5	4.75	74	12

Source: Mark (1997)

Water pollution

Water has such a strong tendency to dissolve other substances and sometimes referred to as the universal solvent. This is largely because of its polar molecular structure. Pure water, that is, pure H₂O, is not found under natural conditions in streams, lakes, ground water, or the oceans. It always has something dissolved or suspended in it. Because of this, there is not any definite line of demarcation between clean water and contaminated water. In general terms, water is considered to be polluted when it contains enough foreign material to render it unfit for specific beneficial use, such as for drinking, recreation, or fish propagation. Actually human activity is the cause of the poor water quality and cause water pollution.

Vegetative filter strips for water pollution control in agriculture

Orchards, vineyards, and row crops have the greatest erosion rates in irrigated agriculture, especially those that are managed with bare soil between tree or vine rows. The vegetative filter strip (VFS) offers one way to control erosion rates and keep soil in the field rather than letting it be carried off site in drainage water. A VFS is an area of vegetation that is planted intentionally to help remove sediment and other pollutants from runoff water [16].

Key design elements for vegetative filter strips

The United States Environmental Protection Agency (EPA) encourages growers to use engineered vegetative treatment systems such as VFSs at sites where these systems are likely to bring about a significant reduction in nonpoint source (NPS) pollution [17]. You can establish VFSs downslope from crop fields or animal production sites to control NPS pollutants that would otherwise escape with runoff. In orchards, you can use multiple VFSs installed perpendicular to the direction of surface water runoff to reduce soil erosion and even avoid expenses associated with herbicide application. The strips also have the potential to reduce the level of some pesticides in runoff by enhancing water infiltration and retention in the field. For example, contaminants such as phosphorus and certain pesticides such as pyrethroids that bind strongly to soil particles get trapped and retained in VFSs.

Pollutant-filtering mechanisms of vegetative filter strips

A vegetative filter strip functionally consists of three distinct layers surface vegetation, root zone, and subsoil horizon and as a result, the flow of water and pollutants through the filter strip can be a complex process. Once surface flow enters a VFS, infiltration is followed by saturation of the shallow subsurface. When the inflow rate exceeds the strip's infiltration capacity, overland flow occurs. In the root zone, some water infiltrates deeper into the subsoil while the remainder becomes lateral subsurface flow or *interflow*. Runoff is less from hill slopes that have VFSs than from those that have none, a result of increased infiltration rates in the vegetated area. The vegetative strip's root zone allows high infiltration rates via macropores that arise with the generally improved soil structure created by plant roots and other biological activities. The most important pollutant-trapping mechanism of VFSs is infiltration, followed by storage in the surface layer. The soil constituent with the greatest influence on pesticide transport or pollutant retention and degradation is organic matter in the root zone and overlying surface litter layer. Greater biological activity in a soil improves its ability to effectively deal with pesticides and pollutants, and that kind of activity is more prevalent in a soil rich in plant roots, soil micro- and macro-fauna, and bacteria than in a soil without those organisms. Soil microorganisms play an essential role in the degradation of contaminants and soil organic matter is chemically reactive with

the contaminants.

For these reasons, you can expect degradation and adsorption of herbicides and pesticides to be greater in the filter strip's root zone than in adjacent fallow soils. Vegetative filter strips on sloping land are subject to horizontal interflow within the root zone, in which case some pesticides may be filtered out, adsorbing onto soil organic matter. When the interflow water reappears on the surface as return flow it may have a lower pesticide concentration than the water that has flowed above ground. When infiltration is high in a VFS, the microbial- and plant-uptake processes cause denitrification, degradation of chemicals, and reduction of chemical concentrations in the surface layer between runoff events. The effectiveness of VFSs depends on field conditions such as soil type, rainfall intensity, slope, micro-topography (surface soil roughness), the infiltration capacity of the vegetated area, the width of the strip, and the height of its plants. Slope and micro-topography affect overland flow velocity and uniformity and also appear to have an effect on the ability of VFSs to retain sediment and pollutants in runoff. Of course, the steeper the slope, the greater the sediment yield, all other factors being equal. Infiltration capacity and interflow within the VFSs influence the fate and path of dissolved nutrients and chemicals. The width of VFSs determines the strips' sediment removing capacity and the amount of time the pollutant can be expected to remain in soil layers where adsorption and degradation processes are active.

Aquatic plants for removal of pollutants (Pb, Cu, Cd, Fe, hg and chromium) from leather industries

Hydrilla verticillata; Spirodela polyrrhiza; Bacopa monnieri; Phragmites karka; Scirpus lacustris; Water hyacinth (Eichhornia crassipes); Pennywarth (Hydrocotyle umbellate; Duck weed (Lemna minor; Water velvet (Azolla pinnata)

Soil pollution

The introduction of substances, biological organisms, or energy into the soil, resulting in a change of the soil quality, which is likely to affect the normal use of the soil or endangering public health and the living environment.

Phytoremediation

Phytoremediation is the use of living green plants for in situ risk reduction and/or removal of contaminants from contaminated soil, water, sediments, and air. Specially selected or engineered plants are used in the process. Risk reduction can be through a process of removal, degradation of, or containment of a contaminant or a combination of any of these factors. Phytoremediation is an energy efficient, aesthetically pleasing method of remediating sites with low to moderate levels of contamination and it can be used in conjunction with other more traditional remedial methods as a finishing step to the remedial process.

One of the main advantages of phytoremediation is that of its relatively low cost compared to other remedial methods such as excavation. The cost of phytoremediation has been estimated as \$25 - \$100 per ton of soil, and \$0.60 - \$6.00 per 1000 gallons of polluted water with remediation of organics being cheaper than remediation of metals. In many cases phytoremediation has been found to be less than half the price of alternative methods. Phytoremediation also offers a permanent in situ remediation rather than simply translocating the problem. However phytoremediation is not without its faults, it is a process which is dependent on the depth of the roots and the tolerance of the plant to the contaminant. Exposure of animals to plants which act as hyperaccumulators can also be a concern to environmentalists as herbivorous animals may accumulate contaminate particles in their tissues which could in turn affect a whole food web.

Phytoremediation is actually a generic term for several ways in which plants can be used to clean up contaminated soils and water. Plants may break down or degrade organic pollutants, or remove and stabilize metal contaminants. This may be done through one of or a combination of the methods described in the next chapter. The methods used to phytoremediate metal contaminants are slightly different to those used to remediate sites polluted with organic contaminants.

METHODS OF PHYTOREMEDIATION

Phytoextraction (Phytoaccumulation)

Phytoextraction, the use of plants to remove contaminants from soil by accumulation of contaminants in plant tissue, is a promising cleanup technology for a variety of metal-containing soils [18,19]. However, phytoextraction of high specific activity radionuclides such as ^{137}Cs or ^{90}Sr is a challenge because of the very low molar concentrations of the radionuclide in soil (typically in the order of 10^{-12} mol/kg) compared with much higher concentrations of stable elements naturally present in soil. In

addition, plant uptake of ^{137}Cs and ^{90}Sr can be inhibited by competition with K [20] and Ca [21], respectively. Further, the prospect of phytoextraction of ^{137}Cs from contaminated soil is minimized because sorption of Cs into interlayer spaces on mica-illite minerals appears to be highly specific and poorly reversible [22,23]. Many metals such as Zn, Mn, Ni, and Cu are essential micronutrients. In common nonaccumulator plants, accumulation of these micronutrients does not exceed their metabolic needs (<10ppm). In contrast, metal hyper accumulator plants can accumulate exceptionally high amounts of metals (in the thousands of ppm) [24]. Hyper accumulator plants do not only accumulate high levels of essential micronutrients, but can absorb significant amounts of nonessential metals, such as Cd [25]. Heavy metal absorption is governed by soil characteristics such as pH and organic matter content. Thus, high levels of heavy metals in the soil do not always indicate similar high concentrations in plants. The extent of accumulation and toxic level will depend on the plant and heavy metal species under observation [24]. Most abandoned waste dump sites in many towns and villages in Nigeria attract people as fertile ground for cultivating varieties of crops [26]. According to Alloway [24] plants grown on soils contaminated with heavy metal concentration have increased heavy metal ion content due to pollution. The cultivated plants take up the metals either as mobile ions present in the soil solution through the roots [25] or through foliar adsorption [27].

Rhizofiltration:

Rhizofiltration is similar in concept to *Phytoextraction* but is concerned with the remediation of contaminated groundwater rather than the remediation of polluted soils. The contaminants are either adsorbed onto the root surface or are absorbed by the plant roots. Plants used for *rhizofiltration* are not planted directly in situ but are acclimated to the pollutant first. Plants are hydroponically grown in clean water rather than soil, until a large root system has developed. Once a large root system is in place the water supply is substituted for a polluted water supply to acclimatise the plant. After the plants become acclimated they are planted in the polluted area where the roots uptake the polluted water and the contaminants along with it. As the roots become saturated they are harvested and disposed of safely. Repeated treatments of the site can reduce pollution to suitable levels as was exemplified in Chernobyl where sunflowers were grown in radioactively contaminated pools.

Phytostabilisation

Phytostabilisation is the use of certain plants to immobilize soil and water contaminants. Contaminants are absorbed and accumulated by roots, adsorbed onto the roots, or precipitated in the *rhizosphere*. This reduces or even prevents the mobility of the contaminants preventing migration into the groundwater or air, and also reduces the *bioavailability* of the contaminant thus preventing spread through the food chain. This technique can also be used to re-establish a plant community on sites that have been denuded due to the high levels of metal contamination. Once a community of tolerant species has been established the potential for wind erosion (and thus spread of the pollutant) is reduced and leaching of the soil contaminants is also reduced.

Phytoremediation of organic polluted sites

Phytodegradation (Phyotransformation)

Phytodegradation is the degradation or breakdown of organic contaminants by internal and external metabolic processes driven by the plant. *Ex planta* metabolic processes hydrolyse organic compounds into smaller units that can be absorbed by the plant. Some contaminants can be absorbed by the plant and are then broken down by plant enzymes. These smaller pollutant molecules may then be used as metabolites by the plant as it grows, thus becoming incorporated into the plant tissues. Plant enzymes have been identified that breakdown ammunition wastes, chlorinated solvents such as TCE (Trichloroethane), and others which degrade organic herbicides.

Rhizodegradation

Rhizodegradation (also called enhanced rhizosphere biodegradation, phytostimulation, and plant assisted bioremediation) is the breakdown of organic contaminants in the soil by soil dwelling microbes which is enhanced by the rhizosphere's presence. Certain soil dwelling microbes digest organic pollutants such as fuels and solvents, producing harmless products through a process known as *Bioremediation*. Plant root exudates such as sugars, alcohols, and organic acids act as carbohydrate sources for the soil microflora and enhance microbial growth and activity. Some of these compounds may also act as chemotactic signals for certain microbes. The plant roots also loosen the soil and transport water to the rhizosphere thus additionally enhancing microbial activity.

Phytovolatilization

Phytovolatilization is the process where plants uptake contaminants which are water soluble and release them into the atmosphere as they transpire the water. The contaminant may become modified

along the way, as the water travels along the plant's vascular system from the roots to the leaves, whereby the contaminants evaporate or *volatilize* into the air surrounding the plant. There are varying degrees of success with plants as phytovolatilizers with one study showing poplar trees to volatilize up to 90% of the TCE they absorb. ***Advantages of phytoremediation compared to classical remediation***

It is more economically viable using the same tools and supplies as agriculture. It is less disruptive to the environment and does not involve waiting for new plant communities to recolonise the site.

Disposal sites are not needed

- It is more likely to be accepted by the public as it is more aesthetically pleasing than traditional methods
- It avoids excavation and transport of polluted media thus reducing the risk of spreading the contamination
- It has the potential to treat sites polluted with more than one type of pollutant

Disadvantages of phytoremediation compared to classical remediation

- It is dependant on the growing conditions required by the plant (i.e. climate, geology, altitude, temperature)
- Large scale operations require access to agricultural equipment and knowledge
- Success is dependant on the tolerance of the plant to the pollutant
- Contaminants collected in senescing tissues may be released back into the environment in autumn
- Contaminants may be collected in woody tissues used as fuel
- Time taken to remediate sites far exceeds that of other technologies
- Contaminant solubility may be increased leading to greater environmental damage and the possibility of leaching

Noise pollution

Noise is not simply a local problem, but a global issue that should concern us all [28,29]. In the European Union over 40% of the population is exposed to noise of motorways to a level, which exceeds 55 dBA during the day and the 20% of the populations to levels that exceed 65 dBA [30]. Sound pollution continues to expand with an increasing number of complaints from the residents. Most people are usually exposed to more than one source of noise of which motorway noise is the main source [31]. In order to study noise, we must separate the different types of noise, the way that we measure them, their origin and their effects on people. In 1993, the World Health Organization (WHO) [32] recognized the following effects on the health of the population that can emanate from noise: sleep patterns, cardio respiratory and psycho physiological systems, and hearing. It also affects us negatively on intervention in communication, productivity and social behavior [33, 34, 32]. Sound waves cause eardrums to vibrate, activating middle and inner organs and sending bioelectrical signals to the brain. The human ear can detect sounds in the frequency range of about 20 to 20,000 Hz, but for most people hearing is best in the range of 200 to 10,000 Hz. A sound of 50 Hz frequency, for example, is perceived to be very low-pitched, and a 15,000 - Hz sound is very high pitched. The middle C note on a piano has a frequency of 262 Hz. In normal conversation, the human voice covers a range of about 250 to 2000 Hz. The audibility of a sound depends on both frequency and amplitude. As people age, hearing often becomes less acute. Solutions to noise pollution include adding insulation and sound-proofing to doors, walls, and ceilings; using ear protection, particularly in industrial working areas; planting vegetation to absorb and screen out noise pollution; and zoning urban areas to maintain a separation between residential areas and zones of excessive noise.

Plant species for noise pollution control

Characteristics of plants for effective pollution control

- Tolerance to specific conditions or alternatively wide adaptability to eco-physiological conditions;
- Rapid growth;
- Capacity to endure water stress and climate extremes after initial establishment;
- Differences in height and growth habits;
- Pleasing appearances;
- Providing shade;
- Large bio-mass and leaves number to provide fodder and fuel;
- Ability of fixing atmospheric Nitrogen; and
- Improving waste lands.

• Trees having thick and fleshy leaves with petioles flexible and capacity to withstand vibration are suitable. Heavier branches and trunk of the trees also deflect or refract the sound waves. The density, height and width are critical factors in designing an adequate noise screen plantation. Combination of trees and shrubs together with suitable landforms and design appears to be the best system for combating noise pollution. In general, more than 65 decibels noise is produced from factory, which are unhealthy to living world. The following species are directed to absorb noise pollution: *Alstonia scholaris*; *Azadirachta indica*; *Melia azedarach*; *Butea monosperma*; *Grevillea pteridifolia*; *Grevillea robusta*; *Tamarindus indica*; *Terminalia arjuna*

Shrubs and Grasses

Calotropis gigantea; *Inga dulcis*; *Saccharum munja*; *Nyctanthus arbortristic* *Nerium orodrum*; *Ipomea* *sps.* Similarly, on each tree guard, a label plate bearing a caption should be fixed. For example, 'Tree is Life, Save it' etc. The tree guard and label plate should be painted in tricolor.

List of species for road borders and housing sites as recommended by CPCB

Alstonia scholaris; *Lagerstroemia flosreginae*; *Mimusops elang*; *Cassia fistula*; *Bauhinia purpurea*; *Grevillea pteridifolia*; *Pongamia pinnata*; *Polyalthia longifolia* *Peltoferrum ferrugineum*; *Cassia siamea*; *Melia azedarach*; *Delonix regia*; *Anthocephalus cadamba*; *Michelia champaca*; *Cassia siame*; Others (Ornamental plants)

Planting along the road

Roads are the important sites of the urban areas which contribute significantly in generating pollution. By planting trees on both sides pollution can be mitigated. Unfortunately, in most of the old Indian cities and towns, there is hardly any provision of sufficient space for the same. However, it is necessary to study the type of road, overhead electrical cables, spaces available on both sides, central verge, traffic triangles, roundabouts, squares and other open space available before taking up any plantation. It has been observed that trees and shrubs which are drought/frost resistant are generally tolerant to pollution. Selection of trees is another important task. Before selecting any plant species, it is necessary to consider following characters: agro-climatic suitability; height and spread; canopy architecture; growth rate and habit (straight undivided trunk); aesthetic effect (foliage, conspicuous and attractive flower colour); pollution tolerance and dust scavenging capacity. Some of the ornamental trees which have aesthetic effect and are tolerant to pollution have been screened and recommended for planting along the roads: *Acacia auriculiformis*, *Ailanthus excelsa*, *Albizzia lebbek*, *Bauhinia acumi nat a*, *B. purpurea*, *But ea monosperma*, *Cassia fistula*, *C. marginata*, *C. siamea*, *Casuarina equisetifolia*, *Crataeva religiosa*, *Drypetes roxburghii*, *Ficus benjamina*, *Lagerstroemia duperreana*, *L. flosreginae*, *L. rosea*, *Mimusops elengi*, *Polyalthia longifolia*, *P. longifolia* 'Angustifolia', *P. longifolia* 'Pendula', *Peltophorum ferrugineum*, *Tectona grandis*, *Terminalia arjuna*, *T. muelleri*, *Thespesia populnea* etc. Emphasis should be given to the native plant species which are comparatively well acclimatized, and stress and pollution tolerant.

Central Verge

Central verge of the two way roads in the cities and towns are often found neglected and devoid of any planting. It is recommended that this area should be well utilized by planting dwarf trees and shrubs. This will not only serve aesthetic purpose but also functional being physical barrier for the glare of head lights of the vehicles which is essential for effective and safe operation of the roads during dark hours. Planting may be done either in single or double row depending upon the space available. Since these plants are more close to the automobile exhaust, their capacity for pollution tolerance should be considered before selection. Following plant species have been reported as pollution tolerant and recommended for plantation: *Acalypha wilkesiana*, *Bougainvillea* 'Chitra', 'H.C. Buck', 'Lady Mary Baring', 'Mary Palmer Special', 'Partha', 'Shubhra', 'Zulu Queen'; *Caesalpinia pulcherrima*, *Callistemon lanceolatus*, *C. polandii*, *Cassia surattensis*, *Duranta plumeri*, *Euphorbia milli*, *Hamelia patens*, *Hibiscus rosa-sinensis*, *Ixora coccinea*, *Jatropha panduraefolia*, *Lantacamara*, *L. depressa*, *Malpighia cocci ger a*, *M. glabra*, *Murraya paniculata*, *Nerium oleander*, *Phyllanthus niruri*, *Rosa Gruss an Teplitz*, *Tabernaemontana coronaria*, *Thevetia neriifolia*, *Vinca rosea*, *Wadelia lacinata* etc.

CONCLUSION

Considering the present scenario of urban environmental pollution, there is a growing need for changing the approach of planting trees and other plant species. Inclusion of the ornamental plants having pollution mitigating ability in the landscape plan will serve the dual purpose of making the cities

green and pollution free in the long run. Proper planting scheme will bring healthy life and colour in the cement concrete jungle of large congested cities. The importance of trees in urban environment is now widely recognized that they too cleanse the particulate air pollution and help to make cities and towns more agreeable places to dwell upon. India's rich biodiversity of both indigenous and exotic trees, offers a wide range of choice to restore our sick and sultry towns. The present paper recommends various tree species for urban plantings, so that a wider usage of local as well as exotic tree species can be explored for controlling airborne particulate pollution in urban climate. However, a basic knowledge of their biological relationship with human environment is absolutely necessary in which arboriculturists, environmental scientists, and town planners can work together. Much more research on urban trees is needed for effective control of atmospheric particulate pollution.

REFERENCES

1. Anonymous .1981. *A Guide to Tree Planting*. Parks and Recreation Department, Ministry of National Development, Singapore.
2. Agarwal. V. P. and V.K. Sharma .1980. Today and Tomorrow's Printers and publishers, New Delhi.
3. Anigma, S. 2002. Erosion and sedimentation control, vegetative techniques for. *In*R. Lal (ed.), *Encyclopedia of Soil Science*. New York: Marcel Dekker, Inc.
4. Bernatzky, A. 1978. *Tree Ecology and Preservation, Development in Agricultural and management Forest Ecology*, 2 Elsevier Scientific Publishing Co. New York.
5. Barfield, B. J., R. L. Blevins, A. W. Flofle, C. E. Madison, S. Inamder, D. I. Carey, and V. P. Evangelou. 1992. Water quality impacts of natural riparian grasses: Empirical studies. St. Joseph, MI: American Society of Agricultural Engineers. ASAE Paper No. 22100.
6. Agarwal. V. P. and V.K. Sharma .1980. Today and Tomorrow's Printers and publishers, New Delhi.
7. CPCB. 2006. Annual report, 4:80-99.
8. Shetye, R. P., and S. B. Chaphekar. 1989. Some estimation on dust fall in the city of Bombay, using plants. Vol. 4: pp. 61-70. *In: Progress in Ecology*.
9. Dochinger, L. S. 1973. *Miscellaneous Publication No.1230*. USDA, Forest Service, Upper Darby, Pa, pp. 22.
10. Ingold, C. T. 1971. *Fungal Spores*. Clarendon Press, Oxford.
11. Maheshwari, J. K: *The Flora of Delhi*. Council of Scientific and Industrial Research, New Delhi (1963).
12. Oommanchan, M.: *The Flora of Bhopal (Angiosperms)*. J. K. Jain Brothers, Bhopal (1977).
13. Pokhriyal, T.C. and Subba Rao, B. K., Role of forests in mitigating air pollution. *Indian For.* 112: 573-582(1986).
14. Chee, T. Y. and Ridwan, S.: Fast-growing species of trees suitable for urban roadside and shade planting. *Malaysian For.* 47: 263-284 (1984).
15. Chakre, O. J.: Atmospheric pollens: The organic pollutants. *Science Service*, 3(8): 4(1984).
16. Dillaha, T. A., R. B. Reneau, S. Mostaghimi, and D. Lee. 1989. Vegetative filter strips for agricultural nonpoint source pollution control. *Transactions of ASAE*, 32(2) 513-519.
17. US EPA. 2002. Considerations in the design of treatment best management practices (BMPs) to improve water quality. EPA 600/R-03/103.
18. Kumar, P.B.A.N., V. Dushenkov, H. Motto, and I. Raskin. 1995. Phytoextraction: The use of plants to remove heavy metals from soils. *Environ. Sci. Technol.* 29:1232-1238.
19. Cunningham, S.D., J.R. Shann, D.E. Crowley, and T.A. Anderson. 1997. Phytoremediation of contaminated water and soil. p. 2-17. *In*: E. Kruger et al. (ed.) *Phytoremediation of soil and water pollutants*. ACS Symp. Ser. 664. Am. Chem. Soc., Washington, DC.
20. Shaw, G., and J.N.B. Bell. 1991. Competitive effects of potassium and ammonium on cesium uptake kinetics in wheat. *J. Environ Radioact.* 13:283-296.
21. Menzel, R.G. 1965. Soil-plant relationships of radioactive elements. *Health Phys.* 11:1325-1332.
22. Tamura, T., and D.G. Jacobs. 1960. Structural implications in cesium sorption. *Health Phys.* 2:391-398.
23. Comans, R.N., M. Haller, and P. De Preter. 1991. Sorption of cesium on illite: Non-equilibrium behavior and reversibility. *Geochim. trans Cosmochim. Acta* 55:433-440.
24. Alloway, B.J. (1996). *Heavy Metal in Soils*. Halsted Press, John Wiley & Sons Inc., London.
25. Davies, B.E. (1983). A graphical estimation of the normal lead content of some British Soils. *Geoderma*, 29: 67 - 75
26. Amusan, A. A. Ige, D.V. Olawale, R. (2005). Characteristics of Soils and Crops' Uptake of Metals in Municipal Waste Dump Sites in Nigeria. *J. Hum. Ecol.*, 17(3):167- 171 (2005).
27. Chapel, A. (1986). Foliar Fertilization, pp. 66- 86, *In: Matinus Nijhoff Dordrecht*, A. Alexander (Ed.). Stuttgart
28. Lang, W.W., 1999. Is noise policy a global issue, or is it a local issue?. *In: Cuschieri J., Glegg S. and Yan Yong (eds.). Internoise 99- The 1999 International Congress on noise Control Engineering*, December 1999, Fort Lauderdale, Florida. USA, 1939-1943.
29. Sandberg, U., 1999. Abatement of traffic, vehicle and tire/road noise- the global perspective. *In: Cuschieri J., Glegg S. and Yan Yong (eds.). Internoise 99- The 1999 International Congress on noise Control Engineering*, December 1999, Fort Lauderdale, Florida. USA, 37-42.
30. Lambert, J., Vallet, M., 1994. *Study Related to the Preparation of a Communication on a Future EC Noise Policy*. INRETS LRN Report No. 9420, INRETS-Institute National de Recherche sur les Transports et leur Securite, Bron, France.
31. OECD-ECMT, 1995. Urban Travel and Sustainable Development. *European Conference of Ministers of Transport, Organization for Economic Cooperation and Development*, Paris, France.

32. WHO, 1993. *The Environmental Health Criteria Document on Community Noise*. Report on the Task Force Meeting, Dusseldorf, Germany, November 1992. WHO Regional Office for Europe, Report EUR/HFA Target 24, World Health Organization, Copenhagen, Denmark.
33. Berlund, B., Lindvall, T., 1995. Community noise. Document prepared for the World Health Organization. *Archives of the Center for Sensory Research*, **2**, 1-195.
34. Tsitsoni, Th., Batala, E., Zagas, Th., 2005. Management of urban and suggestions for its upgrade in the Municipality of Thessaloniki. *Proceedings of the 12th Panhellenic Forest Science Conference*, October 2-4, Drama, Greece, 231-242 (in Greek).