



FULL LENGTH ARTICLE

OPEN ACCESS

Laboratory study of the effect of temperature on strength and strain-stress curve of lime- stabilized soil

Saeed Sohrabi Shabjareh¹, Fazlollah Soltani², Ali Heidaripناه³, Soheil Jahandari⁴, Mostafa Abedi⁵

1- Geotechnical master student, Graduate University of Advanced Technology

2- Assistant Professor, Department of civil engineering, Graduate University of Advanced Technology

3 Assistant Professor, Department of civil engineering, Graduate University of Advanced Technology

4- Geotechnical master student, Graduate University of Advanced Technology

5- Geotechnical master

ABSTRACT

Clay is one of the problematic soils in construction of development projects. It is common to use lime to improve the properties of these kinds of soils. Recently, many studies have been done on the effect of temperature on the strength of lime mortars. In this paper after determining the optimum percent of lime, some samples for uniaxial experiments were prepared. The samples were uniaxially tested in different conditions, i.e. 7 and 28 days in the laboratory environmental conditions, 3 and 7 days in an oven at a temperature of 42°C, and 7 days in the temperature of 65°C. The experimental results illustrate that temperature greatly influences the curing speed, and the strength of 3-day samples in temperature of 42°C, is approximately equal to that of the 28-day samples in laboratory temperature.

Keywords: Uniaxial Strength, Clay, Lime, Temperature, Curing period

INTRODUCTION

In civil projects, it is highly probable that engineers face problematic soils including clay. If removing or replacing these soils with a higher quality soil imposes costs, the inevitable solution will be soil improvement and stabilization. Lime is one of available soil stabilizer improving soils mechanical properties. Mitchell, in 1981, studied required lime (in percent) to enhance fine-grained soils properties [1]. Consoli et al (2010) extensively investigated critical, effective variables of lime mortars' stiffness and strengths [2]. Cebeci et al (1989) studied the effect of temperature and humidity on resistance and shrinkage of cement and cement-lime mortars (Batard mortar) in terms of different lime percentages [3]. Paiva et al (2010) performed some researches on the impact of processing on softness and hardness of lime mortars with different lime percents. According to experiments, it revealed that processing causes decreased capillary, and increased and improved lime mortars' resistance properties [4]. The present research also studies the effect of processing temperature on lime mortars' uniaxial strength.

MATERIALS PROPERTIES

The clay soil with low plasticity property was extracted from a place located in Kerman, Iran, by a speculation device in 0-8 depths. Required experiments to determined soil properties were conducted in various depths and the results will be presented as follows:

Grading and hydrometric tests

Grading and hydrometric tests were performed according to Standard ASTM D422-63 [5] on soil sample. Figure 1 represents the test diagram.

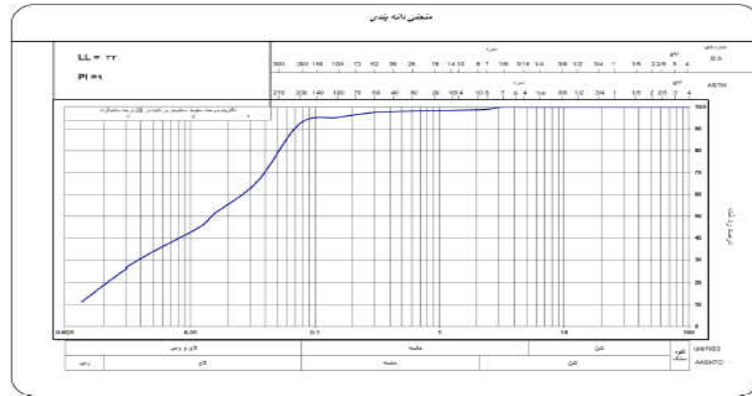


Figure 1. The study soil grading curve

Atterberg limits

Atterberg limits make possible determining the required amount of water to transit soil from one form to another. Atterberg limits test was carried out according to Standards ASTM D 423 [6] and ASTM D 424 [7]. The obtained properties are shown in Table 1.

Determining soil specific weight

Specific weight was measured according to ASTM D 854-02 [8] and the results are represented in Table 1.

Determining typical clay minerals

The type of clay mineral can be relatively determined according to the amount of clay activity in soil [9]. Thus,

$$A = \frac{PI}{\text{clay in percent}} = \frac{8}{17} = 0.47 \quad 1.$$

Regarding the amount of activity, it concludes that the existed clay is mostly made of Kaolinite.

Determining maximum dry-specific weight and optimal moisture

Improved density test was conducted according to Standard AASHTO T18 [10], and C-standard method was implemented as fine-grain soil. Table 2 represents this test results.

Table 1. Soil summarized properties

Soil type			CL
Clay mineral type			Kaolinite clay
Soil activity	A		0.47
Fluidity limit	LL	%	33
Plasticity limit	PL	%	24
Plasticity index	PI	%	9
Soil specific weight	G _s		2.643
Maximum dry-specific weight	γ _d	kN/m ³	19
Optimum moisture	ω	%	15

Table 2. Material optimum moisture and dry-specific weight

Typical	γ _d max(kN/m ³)	ω _{opt} (%)
8% lime + clay	15.6	22

Lime optimum percent experiments

According to using lime in soil improvement, ASTM D 6276 [11] suggests pH value of combining lime various amounts (in %) with the desired soil is one of critical and determining criteria of soils' stabilization and improvement by lime. According to this regulation, the best lime percent for soil stabilization is the amount of lime with lime mortar pH equals 12.4. Figure 2 shows test results.

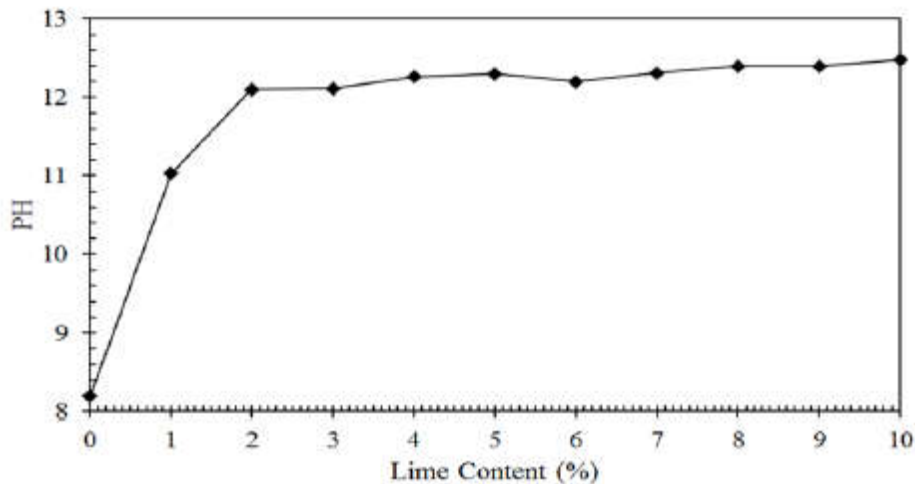


Figure 2. pH value of lime mortars

According to obtained results, 8% of lime is considered as the optimum percent for clay improvement. All samples consisted this amount of lime in uniaxial experiments.

Lime mortar uniaxial experiments

The samples were made based on a cylindrical shape with 70 mm diameter and 140mm height (figure 3). A circular-section hammer with equal diameter was made for samples' uniform density (similar to Marshal hammer, which is similar to protector hammer in term of weight and fall height). Samples were casted in five layers following dry materials were completely combined to water; then, were agglomerated with certain strikes. The sample removed from cast and weighted; then, kept in nylon in order to prevent processing reduced moisture. Finally, the sample transported to processing site.



Figure 3. Samples' cast and hammer

Samples processing

This research uniaxially studied some samples following 7 and 28 days processing in vitro [12]. The samples were kept in nylon at 23 C and environmental humidity of 27%. The other group of samples were kept in nylon once removing from cast; then, were processed at 42 C in an oven for 3-7 days. Remaining samples were processed at 65 C within 7 days.

Uniaxial experiments

ASTM D 5102 [12] presented some criteria for conducting uniaxial experiments on lime mortars. This standard recommends that axial strain not to exceed 5% of sample height. In addition, loading rate is suggested within 0.5-2 mm/min which loading rate here is determined 1 mm/min. It is worth mentioning that 3 samples were made per experiments in similar processing condition; next, mean of 3 responses was measured which is shown in figures 4-7. All samples were produced with optimum humidity and maximum dry matter weight (100 fold density percent).

Uniaxial experiment results

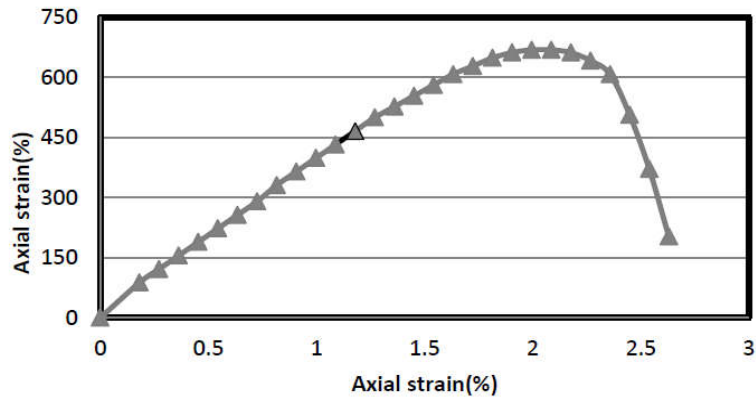


Figure 4. 7-day samples' strain-stress curve at laboratory temperature

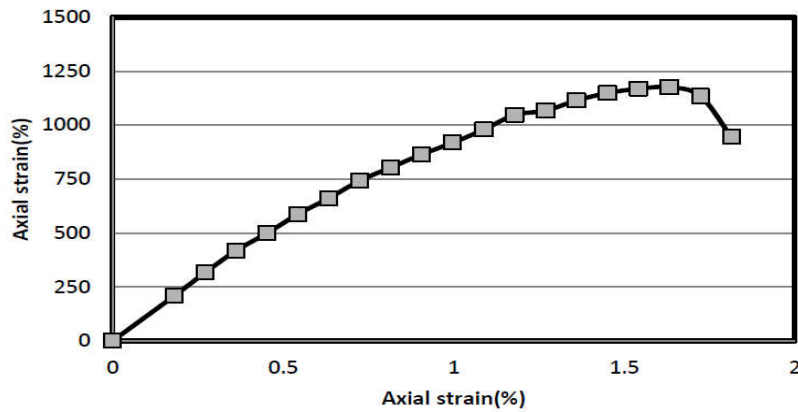


Figure 5. 28-day samples' strain-stress curve at laboratory temperature

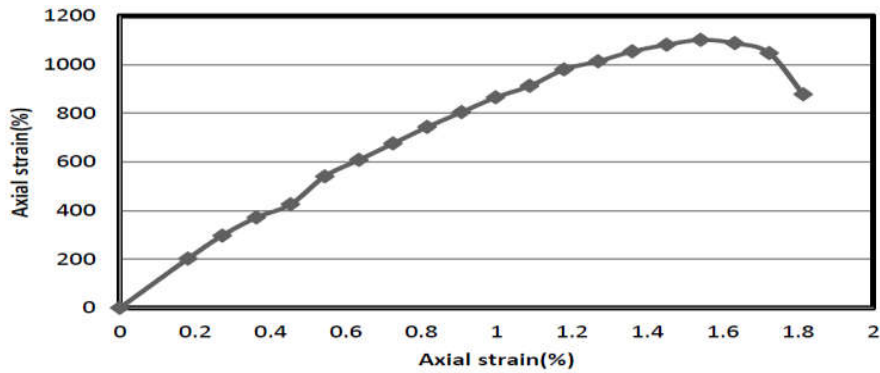


Figure 6. 3-day samples' strain-stress curve at 42° C

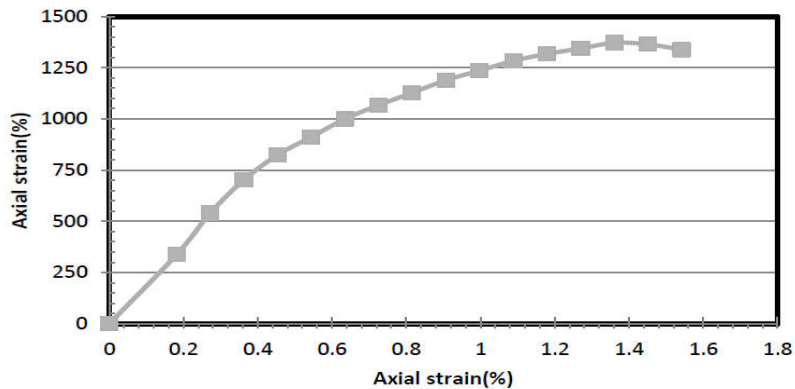


Figure 7. 7-day samples' strain-stress curve at 42° C

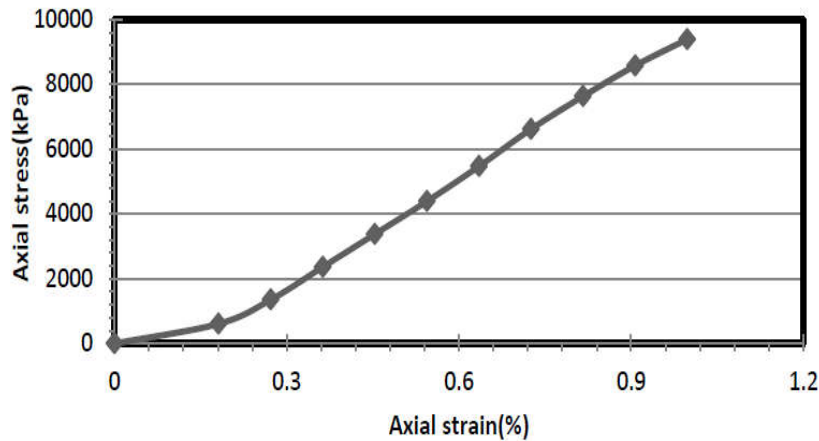


Figure 8. 7-day samples' strain-stress curve at 65°C

Analyzing experimental results

According to Figure 2, which is pH results, it can be stated that in different mixtures of lime with soil, 3% of more chemical reactions of lime percent influence soil. Moreover, it is clear that lime optimal percentage for Kaolinite clay fixation in Kerman equals 8%. Figures 5 and 6 demonstrate that resistance of samples processed for 3 days at 42° C is almost similar to resistance of samples, which were processed for 28 days in vitro temperature (23° C). It is concluded from figures 5 and 7 that resistance of samples processed for 7 days at 42° C is almost 1.2 times more than resistance of samples processed 28 days in vitro (23° C).

Moreover, it is concluded from figures 5 and 8 that resistance of samples processed 7 days at 65°C is 7.5 times of samples processed for 28 days in vitro at 23° C. Strain-stress curves in figures 4-8 reveal that samples' brittleness will strongly increase with increased temperature and longer processing time.

CONCLUSION

1. According to curves it is seen that up to 3% lime, soil and lime reaction influence mortar behavior, and optimal lime percent to improve Kaolinite clay in Kerman is 8%.
2. Temperature causes faster processing of lime mortars such that lime mortars' resistance processed three days at 42° C equals to that of samples processed at 23° C for 28 days in vitro.
3. Resistance of samples processed for 7 days at 65° C is almost 7.5 times more than that of samples with 28 days of processing at 23° C.
4. 7-day processed samples at 65° C similarly behave, as stones such that strain-stress curve slope is low at first, then increases.
5. Samples' brittleness increases by increased temperature and higher processing time.

REFERENCES

1. Mitchell, J. K. and University of California, B. D. o. C. E., *Soil Improvement: State-of-the-art*, Department of Civil Engineering, University of California, 1981.
2. Consoli, N. C., da Silva Lopes Jr, L., Prietto, P. D. M., Festugato, L., and Cruz, R. C., *Variables controlling stiffness and strength of lime-stabilized soils*, *Journal of Geotechnical and Geoenvironmental Engineering (ASCE)*, vol. 137, pp. 628-632, 2010.
3. Cebeci, O., Al-noury, S., and Mirza, W., *Strength and drying shrinkage of masonry mortars in various temperature-humidity environments*, *Cement and Concrete Research*, vol. 19, pp. 53-62, 1989.
4. Paiva, H., Velosa, A., Veiga, R., and Ferreira, V., *Effect of maturation time on the fresh and hardened properties of an air lime mortar*, *Cement and Concrete Research*, vol. 40, pp. 447-451, 2010.
5. ASTM D 422-63, *Standard Method for Particle Analysis of Soils*, 2002, West Conshohocken, Pennsylvania.
6. ASTM D 423-66, *Standard Method of Test for Liquid Limit of Soils*, 1972, West Conshohocken, Pennsylvania.
7. ASTM D 424-54, *Standard Method of Test for Plastic Limit*, 1982, West Conshohocken, Pennsylvania.
8. ASTM D 854-10, *Standard Test Methods for Specific Gravity of Soil Solids by Water Pycnometer*, 2010, West Conshohocken, Pennsylvania.
9. Das, B. M., *Introduction to soil mechanics*, Iowa State University Press., 1979.
10. AASHTO T 180, *Standard Method of Test for Moisture-Density Relations of Soils Using a 4.54-kg (10-lb) Rammer and a 457-mm (18-in.) Drop*, 2010.
11. ASTM D 6276-99a, *Standard Test Method for Using pH to Estimate the Soil-Lime Proportion Requirement for Soil Stabilization*, 2006, West Conshohocken, Pennsylvania.

12. ASTM D 5102-09, *Standard Test Methods for Unconfined Compressive Strength of Compacted Soil-Lime Mixtures*, 2009, West Conshohocken, Pennsylvania.