



**ORIGINAL ARTICLE**

## **Combination of Rice Malt and Barley Malt for Wort Production**

**Nguyen Phuoc Minh**

Tra Vinh University, Vietnam

\*Corresponding author: [dr.nguyenphuocminh@gmail.com](mailto:dr.nguyenphuocminh@gmail.com)

### **ABSTRACT**

*The production of rice malt can be used as an ingredient in gluten-free foodstuffs especially for brewing purpose. Rice used as adjunct is limited because the relative lower soluble nitrogen compare with that of barely will dilute total nitrogenous substances in wort and beer. In this research, we focus on investigation the rice varieties for rice malt production; the appropriate ratio of barley malt and rice malt during wort production; ratio of malt/water, temperature, pH, time during wort production. Our results show that rice variety OM 4884, 50% barley malt: 50% rice malt; malt/water 1:4. Proteinazation is optimized at temperature 47-50 °C, pH 5.2-5.5 in 30 minutes. During saccharization,  $\beta$  - amylase is optimized at 63 - 65 °C, pH 5.4 - 5.5 in 30 minutes. And  $\alpha$  - amylase is operated at 69 - 73 °C, pH 5.3 - 5.7 in 30 minutes.*

**Keywords:** Rice malt, wort production, proteinazation, saccharization

Received 12.02.2015

Revised 09.04.2015

Accepted 24.04. 2015

### **INTRODUCTION**

The basic ingredients in beer are water, malt, hop and yeast. Barley is the most common cereal used to produce malt [6]. Raw materials are the main contributor to operating cost, particularly for the brewery that imports malt and adjuncts from abroad. Rice (*Oryza sativa*) is preferred by some brewers because of its lower haze protein and lipids contents compared with those of corn grit. Rice adjunct in brewing cause neutral aroma, yields a light, clean-tasting beer. However rice malt has never been successfully used in brewing because of its low free  $\alpha$ -amino nitrogen content.

There are many reports of rice malt production [1, 3, 4, 7]. They characterized different rice varieties through morphological description and chemical-physical analyses [4]. They designed to optimise rice malt replacement for barley malt in wort production and to improve FAN by adding  $\alpha$ -amylase and protease [1]. They investigated the production and purification of  $\alpha$ -amylase from malted rice extract [2]. They conducted to produce rice malt suitable for beer brewing [5].

The main purpose of this research is to investigate the rice varieties for rice malt production; the appropriate ratio of barley malt and rice malt during wort production; ratio of malt/water, temperature, pH, time during wort production.

### **MATERIAL & METHOD**

#### **Material**

Barley malt is supplied from Australia. Rice is originated from Mekong River Delta, Vietnam.

#### **Research method**

In this research, we examine rice varieties for rice malt production; the appropriate ratio of barley malt and rice malt during wort production; ratio of malt/water, temperature, pH, time during wort production.

**Experiment #1:** Rice varieties for rice malt production. The experiment is randomly designed with one factor A, three replications. We examine 19 varieties of rice coded from A1 to A19. Total roots are 171.

**Table 1. Rice varieties for rice malt production**

Sample	Rice varieties	Sample	Rice varieties	Sample	Rice varieties
A1	AS996	A8	OM 4218	A14	OM 5629
A2	IR 50404	A9	OM 4274	A15	OM 5976
A3	OM 2395	A10	OM 4884	A16	OM 6076

A4	OM 2517	A11	OM 4900	A17	OM 6162
A5	OM 2818	A12	OM 5472	A18	OM 6377
A6	OM 4092	A13	OM 5494	A19	OM 6521
A7	OM 4103				

**Experiment #2:** Effect of barley malt: rice malt during wort production. Experiment is randomly designed with one factor C (ratio of barley malt: rice malt, %), three replications. Total roots are 18.

**Table 2. Effect of barley malt: rice malt during wort production**

Factor	C1	C2	C3	C4	C5	C6	C7	C8	C9	C10	C11
Barley malt (%)	100	90	80	70	60	50	40	30	20	10	0
Rice malt (%)	0	10	20	30	40	50	60	70	80	90	100

**Experiment #3:** Parameters in wort production

- Ratio of malt: water. Experiment is randomly designed with one factor D (ratio of malt: water, %), three replications. Total roots are 12.

**Table 3. Ratio of malt: water**

D	D1	D2	D3	D4
Malt (g)	1	1	1	1
Water (ml)	3	4	5	6

- Effect of pH and temperature during proteinizaton: Experiment is randomly designed with two factors, 3 replications. Factor E (temperature 40, 45, 50, 55 oC); Factor F (pH 4.5, 5.0, 5.5, 6.0). Total roots are 48.

**Table 4. Effect of pH and temperature during proteinizaton**

pH \ Temperature (°C)	40	45	50	55
	4.5	E1F1	E2F1	E3F1
5.0	E1F2	E2F2	E3F2	E4F2
5.5	E1F3	E2F3	E3F3	E4F3
6.0	E1F4	E2F4	E3F4	E4F4

- Effect of time during proteinizaton. Experiment is randomly designed with one factor, 3 replications. Factor I (time of proteinizaton; 20, 30, 40, 50, 60 minutes). Total roots are 15.
- Effect of pH and temperature during saccharization. Experiment is randomly designed with two factors, 3 replications. Factor G (temperature; 60, 65, 70, 75°C). Factor H (pH; 4.5, 5.0, 5.5, 6.0, 6.5). Total roots are 60.

**Table 5. Effect of pH and temperature during saccharization**

pH \ Temperature	60	65	70	75
	4.5	G1H1	G2H1	G3H1
5.0	G1H2	G2H2	G3H2	G4H2
5.5	G1H3	G2H3	G3H3	G4H3
6.0	G1H4	G2H4	G3H4	G4H4
6.5	G1H6	G1H6	G3H6	G4H6

- Effect of time for  $\beta$ -amylase during saccharization. Experiment is randomly designed with one factor, 3 replications. Factor J (time of proteinizaton; 15, 30, 60, 90, 120 minutes). Total roots are 15.
- Effect of time for  $\alpha$ -amylase during saccharization Experiment is randomly designed with one factor, 3 replications. Factor K (time of proteinizaton; 30, 60, 90, 120 minutes). Total roots are 12.
- Summary of parameters for wort production: determine the effectiveness of temperature, pH and time during proteinizaton and saccharization in wort production by checking the reduced sugar and nitrogen amine in wort.

### Statistical analysis

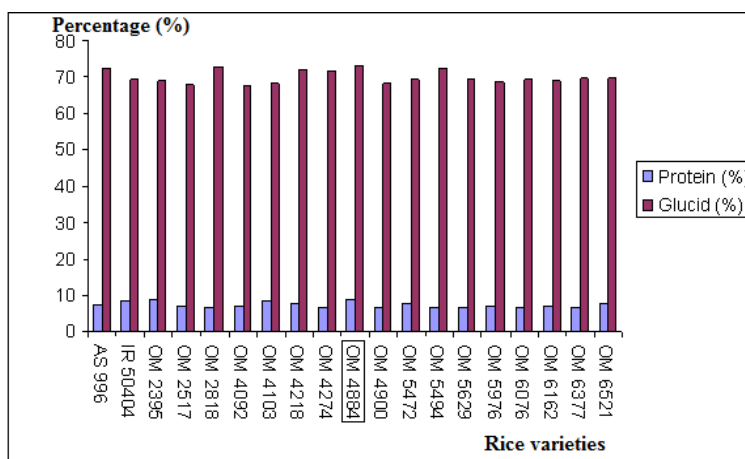
All data are processed by ANOVA, Stat graphics.

## RESULT & DISCUSSION

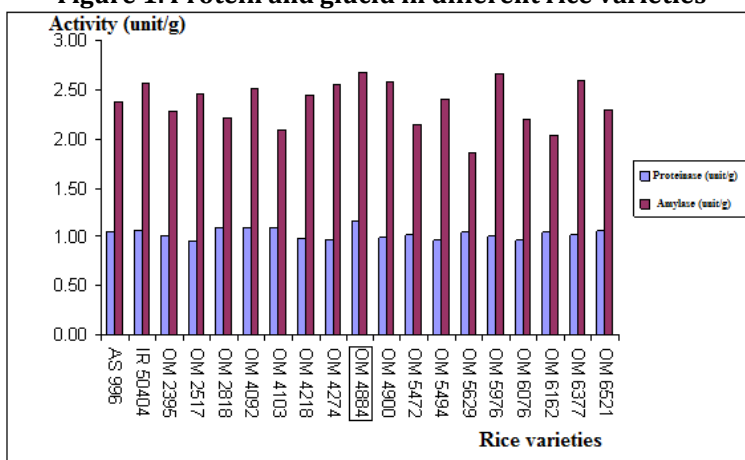
### Chemical composition of rice varieties

**Table 6. Chemical composition of rice varieties**

No	Sample	Code	Moisture (%)	Dry matter (%)	Protein (%)	Glucid (%)
1	A1	AS 996	12.88	87.12	7.63	72.53
2	A2	IR 50404	13.82	86.18	8.46	69.17
3	A3	OM 2395	12.26	87.74	8.77	68.88
4	A4	OM 2517	12.66	87.34	7.22	67.83
5	A5	OM 2818	11.93	88.07	6.74	72.87
6	A6	OM 4092	12.73	87.27	7.26	67.49
7	A7	OM 4103	12.54	87.46	8.65	68.16
8	A8	OM 4218	12.04	87.96	7.67	72.20
9	A9	OM 4274	12.21	87.79	6.82	71.86
10	<b>A10</b>	<b>OM 4884</b>	<b>12.56</b>	<b>87.44</b>	<b>8.99</b>	<b>73.21</b>
11	A11	OM 4900	12.31	87.69	6.77	68.19
12	A12	OM 5472	12.34	87.66	7.76	69.51
13	A13	OM 5494	12.4	87.60	6.78	72.59
14	A14	OM 5629	11.46	88.54	6.80	69.19
15	A15	OM 5976	12.33	87.67	7.10	68.50
16	A16	OM 6076	12.01	87.99	6.71	69.27
17	A17	OM 6162	13.30	86.70	7.04	68.84
18	A18	OM 6377	12.59	87.41	6.88	69.55
19	A19	OM 6521	12.30	87.70	7.82	69.84



**Figure 1. Protein and glucid in different rice varieties**



**Figure 2. Proteinase and amylase in rice varieties**

OM 4884 has the highest content of protein and glucid; proteinase and amylase. So we choose this rice for further research.

Effect of combination rice malt and barley in wort production

Table 7. Composition of wort by combination of rice malt and barley malt

No	Sample	Ratio (%)		Composition of wort					
		Barley malt	Rice malt	Reduced sugar		Nitrogen amine		Soluble dry matter	
				(g/l)	(%)	(mg/l)	(%)	(°Brix)	(%)
1	C1	100	0	242.57	100	981.02	100	17.8	100.0
2	C2	90	10	208.62	86.0	938.31	95.6	17.0	95.5
3	C3	80	20	208.12	85.8	884.67	90.2	15.2	85.4
4	C4	70	30	180.39	74.4	877.38	89.4	14.0	78.7
5	C5	60	40	146.11	60.2	750.29	76.5	13.0	73.0
6	C6	50	50	142.58	58.8	710.19	72.4	11.2	62.9
7	C7	40	60	136.53	56.3	572.17	58.3	10.5	59.0
8	C8	30	70	92.16	38.0	545.08	55.6	9.5	53.4
9	C9	20	80	89.14	36.7	509.15	51.9	9.0	50.6
10	C10	10	90	50.58	20.9	396.13	40.4	7.0	39.3
11	C11	0	100	41.75	17.2	374.77	38.2	5.0	28.1

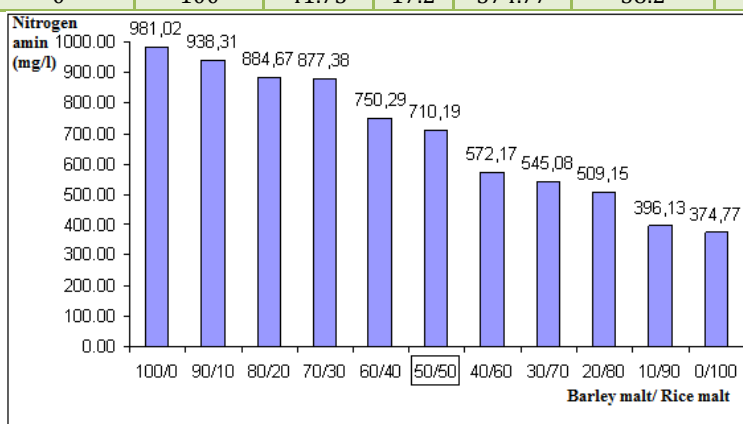


Figure 3. Nitrogen amine (mg/l) in wort by barley malt/ rice malt

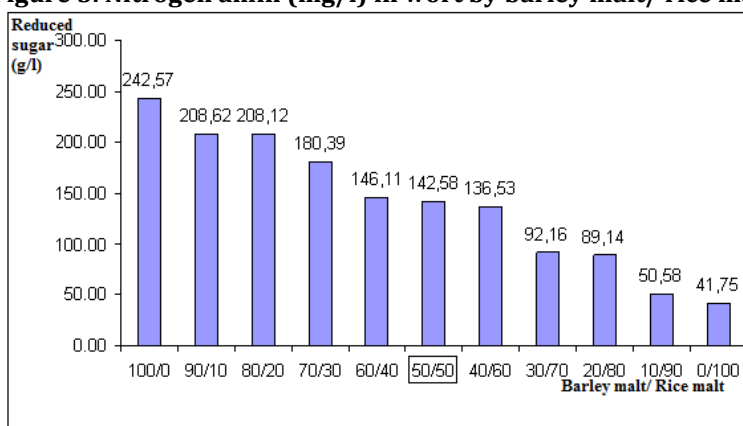


Figure 4. Reduced sugar (g/l) in wort by barley malt/ rice malt

From above result, we choose ratio barley malt/ rice malt (50%:50%) for further experiments.

Technical factors during wort production

Effect of malt/ water

Table 8. Wort composition by malt/water

No	Sample	Malt / water	Soluble dry matter (°Brix)	Nitrogen amine (mg/l)	Reduced sugar (g/l)
1	D1	1/3	11.8	909.06	165.25
2	D2	1/4	11.2	709.06	141.81
3	D3	1/5	8.6	382.16	109.8
4	D4	1/6	7.8	245.61	92.15

We choose malt/water (1/4) for further experiments.

*Effect of pH and temperature for proteinazation*

**Table 9. Effect of pH and temperature for proteinazation**

No	Code	Temperature (°C)	pH	Nitrogen amin (mg/l)
1	E1F1	40	4.5	639.6
2	E1F2	40	5.0	595.3
3	E1F3	40	5.5	618.2
4	E1F4	40	6.0	598.4
5	E2F1	45	4.5	596.4
6	E2F2	45	5.0	664.1
7	E2F3	45	5.5	679.2
8	E2F4	45	6.0	629.7
9	E3F1	50	4.5	603.1
10	E3F2	50	5.0	692.2
11	<b>E3F3</b>	<b>50</b>	<b>5.5</b>	<b>712.0</b>
12	E3F4	50	6.0	659.4
13	E4F1	55	4.5	658.3
14	E4F2	55	5.0	608.9
15	E4F3	55	5.5	617.2
16	E4F4	55	6.0	647.9

At temperature 50 °C and pH 5.5, the wort has the highest nitrogen amine 712 mg/l

*Effect of time for proteinazation*

**Table 10. Effect of time for proteinazation**

No	Sample	Temperature (°C)	pH	T (minute)	Malt/Water	Nitrogen amin (mg/l)
1	I1	49	5.4	20	1/4	631.25
2	I2	49	5.4	30	1/4	<b>716.88</b>
3	I3	49	5.4	40	1/4	751.56
4	I4	49	5.4	50	1/4	765.63
5	I5	49	5.4	60	1/4	771.35

The wort has the nitrogen amine optimized at 30 minutes 646.88 mg/l. So we choose this value for further research. So during proteinazation, we use 50% barley malt and 50% rice malt, malt/ water ¼, temperature 49 – 50 °C; pH 5.2 – 5.5 in 30 minutes.

*Effect of pH and temperature during saccharization*

**Table 11. Effect of pH and temperature to reduced sugar in wort during saccharization**

No	Sample	Temperature (°C)	pH	Reduced sugar (g/l)
1	G1H1	60	4.50	61.41
2	G1H2	60	5.00	71.49
3	G1H3	60	5.50	76.03
4	G1H4	60	6.00	69.00
5	G1H6	60	6.50	68.97
6	G2H1	65	4.50	72.00
7	G2H2	65	5.00	73.68
8	<b>G2H3</b>	<b>65</b>	<b>5.50</b>	<b>94.50</b>
9	G2H4	65	6.00	72.63
10	G1H6	65	6.50	75.53
11	G3H1	70	4.50	74.10
12	G3H2	70	5.00	76.50
13	<b>G3H3</b>	<b>70</b>	<b>5.50</b>	<b>82.50</b>
14	G3H4	70	6.00	61.17
15	G3H6	70	6.50	79.50
16	G4H1	75	4.50	70.99
17	G4H2	75	5.00	74.52
18	G4H3	75	5.50	79.06
19	G4H4	75	6.00	76.03
20	G4H6	75	6.50	75.02

From table above, we see that there are two regimes we can choose at temperature 65°C, pH 5.5 or 70°C, pH 5.5 to get the best reduced sugar content in wort.

**Effect of time for  $\beta$ -amylase activation during saccharization**

**Table 12. Effect of time to reduced sugar in wort during saccharization by  $\beta$ -amylase**

No	Code	Barley malt/ Rice malt	Malt/ Water	Temperature (°C)	pH	Time (minutes)	Reduced sugar (g/l)
1	J1	50/50	1/4	63	5.4	15	76.70
2	J2	50/50	1/4	63	5.4	30	97.04
3	J3	50/50	1/4	63	5.4	45	107.30
4	J4	50/50	1/4	63	5.4	60	113.17

From above result, we choose 30 minutes for saccharization by  $\beta$ -amylase.

**3.2.6 Effect of time for  $\alpha$ -amylase activation during saccharization**

**Table 13. Effect of time to reduced sugar in wort during saccharization by  $\alpha$ -amylase**

No	Sample	Barley malt/ Rice malt	Malt/ Water	Temperature (°C)	pH	Time (minutes)	Reduced sugar (g/l)
1	K1	50/50	1/4	72	5.4	30	85.78
2	K2	50/50	1/4	72	5.4	60	88.45
3	K3	50/50	1/4	72	5.4	90	90.65
4	K4	50/50	1/4	72	5.4	120	97.94

From above result, we choose 30 minutes for saccharization by  $\alpha$ -amylase.

**Optimal conditions for wort production**

**Table 14. Optimal conditions for wort production**

Parameter		Optimal result	
Barley malt/ Rice malt		50/50	
Malt/ water		1/4	
Proteinization	Temperature (°C)	47 – 50 °C, 30 minutes	
	pH	5.4	
Saccharization	$\beta$ -amylase	Temperature (°C)	63 – 65 °C, 30 minutes
		pH	5.4
	$\alpha$ -amylase	Temperature (°C)	69 – 73 °C, 30 minutes
		pH	5.4

The analyzed results show that the wort has nitrogen amin 790 mg/l and reduced sugar 154 (g/l) which is adaptable for brewing.

**CONCLUSION**

This study was conducted to produce rice malt suitable for beer brewing. Rice malt could also contribute to new beer flavors and brands. A screening of 19 rice varieties was conducted. Malting of cereal grains other than barley has attracted a lot of attention in recent years. The reason has been the need to find suitable alternative to imported barley. Improving the malting qualities of rice malt will thus enhance its potential and usage in brewing.

**REFERENCES**

1. Artit Kongkaew, Ulaiwan Usansa and Chokchai Wanapu (2012). Optimisation of wort production from rice malt using enzymes and barley malt. *African Journal of Biotechnology*, 11 (42): 9941-9949.
2. E. Asante, A. A. Adjaottor and M. Y. Woode (2013). Isolation of  $\alpha$ -amylase from malted rice (Wita 7) extract using cassava starch column procedure. *African Journal of Biotechnology*, 12 (23): 3738-3744.
3. Capanzana MV, Buckle KA (1997). Optimization of germination conditions by response surface methodology of a high amylose rice (*Oryza sativa*) cultivar. *Leben. Wiss. Tech.*, 30 (2): 155-163.
4. Elena L. M. Ceppi and Oreste V. Brenna (2010). Experimental studies to obtain rice malt. *J. Agric. Food Chem.*, 58 (13): 7701-7707.

**Nguyen Phuoc Minh**

5. Heidi Mayer, Ombretta Marconi, Gian Franco Regnicoli, Giuseppe Perretti, and Paolo Fantozzi (2014). Production of a saccharifying rice malt for brewing using different rice varieties and malting parameters. *J. Agric. Food Chem.*, 62 (23): 5369–5377.
6. Pailin Pliansrithong, Ulaiwan Usansa, and Chokchai Wanapu (2013). Increasing of nitrogenous substances in wort by using commercial enzymes and modifying mashing method. *International Journal of Bioscience, Biochemistry and Bioinformatics*, 3 (4): 404-407.
7. Usansa U, Sompong N, Wanapu C, Boonkerd N, Teaumroong N (2009). The influences of steeping duration and temperature on the  $\alpha$ - and  $\beta$ -amylase activities of six Thai rice malt cultivars (*oryza sativa* L. indica). *J. Inst. Brew.*, 115 (2): 140-147.

**CITATION OF THIS ARTICLE**

Nguyen Phuoc Minh. Combination of Rice Malt and Barley Malt for Wort Production. *Bull. Env. Pharmacol. Life Sci.*, Vol 4 [7] June 2015: 72-78